

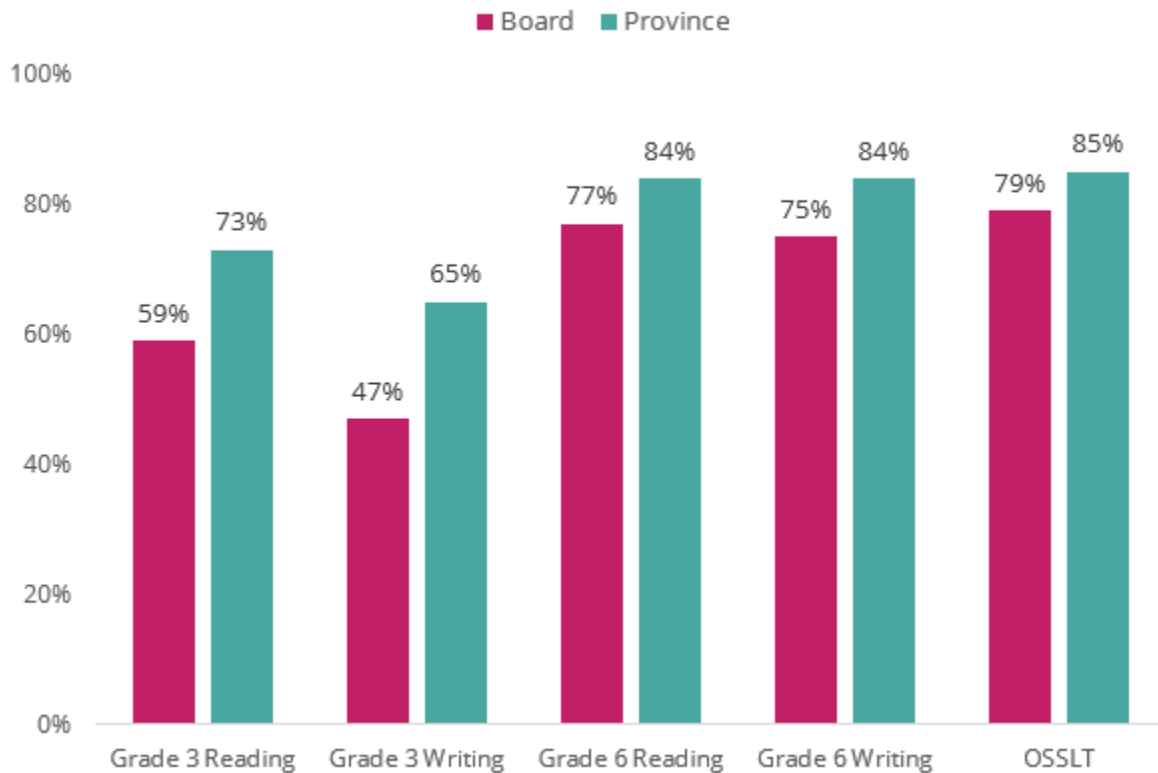
Student Achievement Plan: Limestone District School Board

2022-2023 Academic Year

Achievement of Learning Outcomes in Core Academic Skills

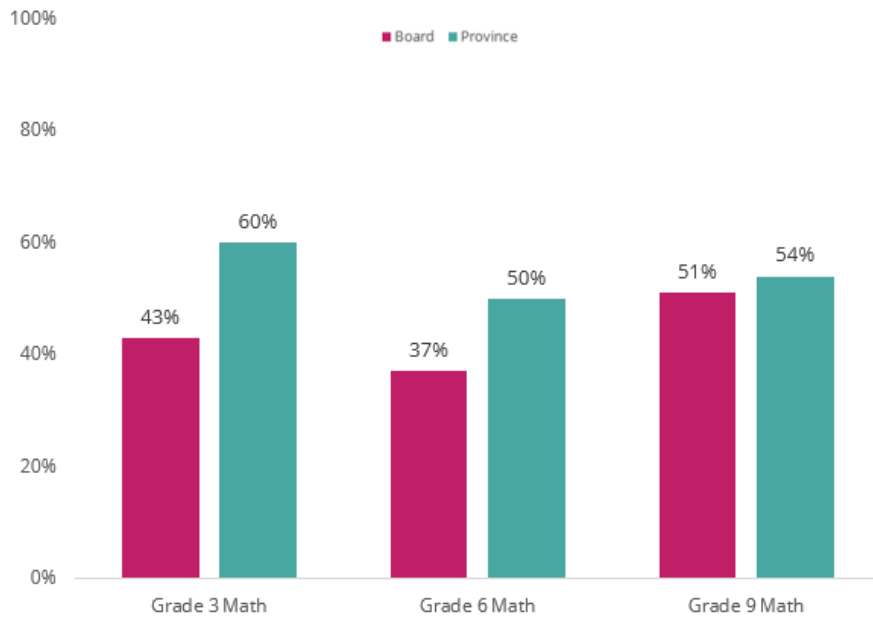
Goal: Improve student's literacy learning and achievement

Measure: Percentage of student who met or exceeded the provincial standard on EQAO Assessments of Grade 3/6 Reading and Writing and percentage of first-time eligible students who were successful on the OSSLT/TPCL.



Goal: Improve students' math learning and achievement

Measure: Percentage of students who met or exceeded the provincial standard on EQAO Assessments for Grade 3, 6, and 9 Math.

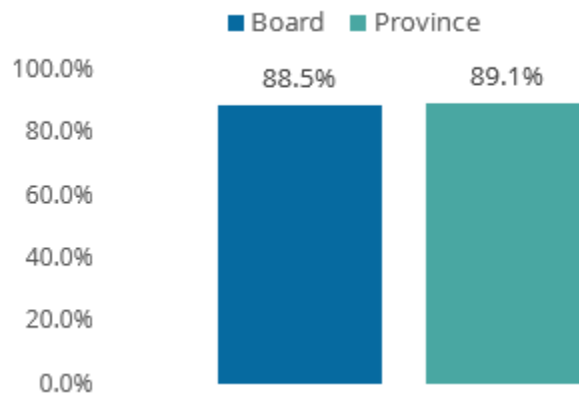


2021-2022 Academic Year

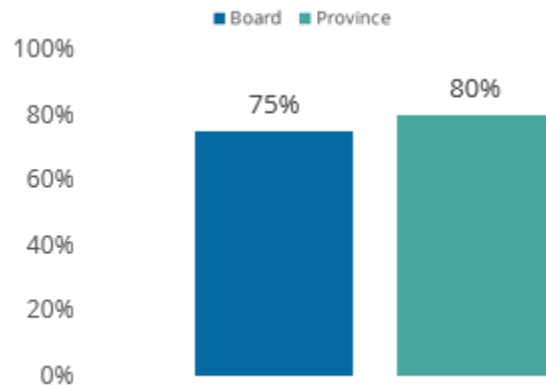
Preparation of Students for Future Success

Goal: Improve students' graduation rates and preparedness for future success

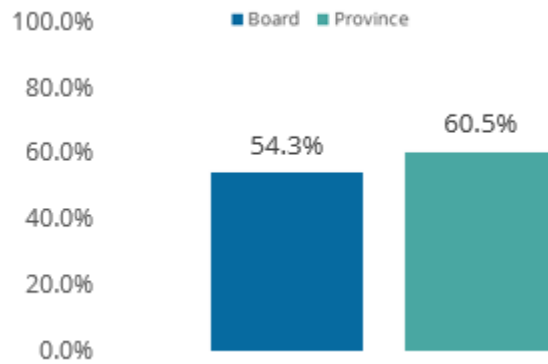
Measure: Percentage of students graduating with an OSSD within five years of starting Grade 9. Includes students who began Grade 9 in 2017-2018 and tracks their progress until 2021-2022.



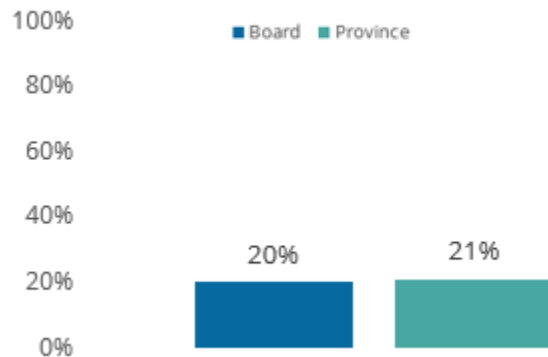
Measure: Percentage of Students who can earn 16 or more credits by the end of Grade 10.



Measure: Percentage of students enrolled in at least one Grade 12 math or Grade 11 or 12 science courses.



Measure: Percentage of students participating in at least one job skills program (Specialist High Skills Major, Dual Credits or Ontario Youth Apprenticeship Program).



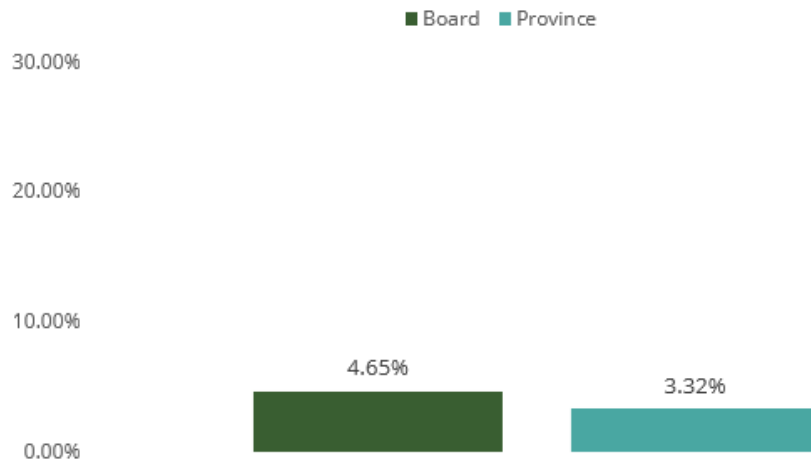
Measure: Percentage of students who believe their learning has prepared them for the next step in their learning experience (i.e., next grade, post-secondary, etc.).

No graphics available, data is forthcoming.

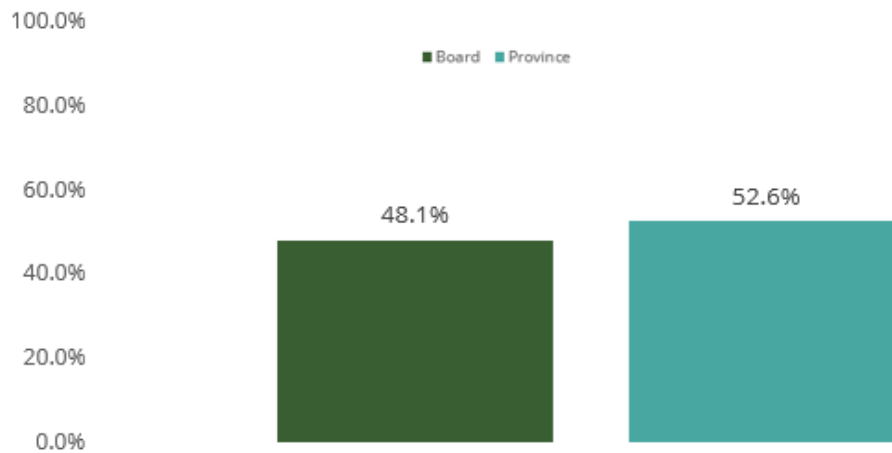
Student Engagement and Well-Being

Goal: Improve students' participation in class time and learning.

Measure: Percentage of students in Grades 4 to 12 who were suspended at least once.



Measure: Percentage of students in Grades 1 to 8 whose individual attendance rate is equal to or greater than 90 percent.



Goal: Improve student well-being

Measure: Percentage of Grade 6, 9, and 10 students who report being aware of mental health supports and services in order to seek support for mental health.

No graphics available, data is forthcoming.

Source: As reported by schools through the Ontario School Information System (OnSIS), 2021-2022, and the Education Quality Accountability Office (EQAO), 2022-2023.

Provincial Priorities

Achievement of Learning Outcomes in Core Academic Skills, 2022-2023

Goal: Improve students' literacy learning and achievement

How it is measured:

Percentage of students who meet or exceed the provincial standards on:

	School Board Performance	Provincial Performance
Grade 3 EQAO Reading	59%	73%
Grade 3 EQAO Writing	47%	65%
Grade 6 EQAO Reading	77%	84%
Grade 6 EQAO Writing	75%	84%

Percentage of fully participating first-time eligible students who are successful on the OSSLT/TPCL:

School Board Performance	Provincial Performance
79%	85%

Goal: Improve students' math and learning achievement

How it is measured:

Percentage of students who meet or exceed the provincial standards on:

	School Board Performance	Provincial Performance
Grade 3 EQAO Math	43%	60%
Grade 6 EQAO Math	37%	50%
Grade 9 EQAO Math	51%	54%

Actions our School Board Will Take to Improve

- Collaboration with EQAO Outreach Team, and capacity building sessions with Administrators re: Skills and Strand reports, Grade 3, 6 and 9 assessments, and OSSLT.
- Sharing EQAO released questions, Frameworks and Practice Tests with Administrators, and Educators.

- Literacy: Professional learning focused on updated Language curriculum (2023), Universal Screener implementation and data monitoring, and primary/junior/intermediate writing (Strand D).
- Math: Implement and monitor the LDSB Math Achievement Action Plan. School-Based Math Facilitators supporting educators and students in Grades 3, 6, and 9 in math priority schools.

Preparation of Students for Future Success, 2021-2022

Goal: Improve students' graduation rates and preparedness for future success

How it is measured:

Percentage of students who earn 16 or more credits by the end of Grade 10:

School Board Performance	Provincial Performance
75%	80%

Percentage of students participating in at least one job skills program (Specialist High Skills Major, Dual Credits or Ontario Youth Apprenticeship Program):

School Board Performance	Provincial Performance
20%	21%

Percentage of students graduating with an OSSD within five years of starting Grade 9:

School Board Performance	Provincial Performance
88.5%	89.1%

Percentage of students enrolled in at least one Grade 12 math or Grade 11 or 12 science courses:

School Board Performance	Provincial Performance
54.3%	60.5%

Percentage of students who believe their learning has prepared them for the next step in their learning experience (i.e., next grade, post-secondary, etc.):

School Board Performance	Provincial Performance
Forthcoming	Forthcoming

Actions Our School Board Will Take to Improve

- Collaboration with Student Success Teams and school administrators to improve awareness of pathway options to graduation and post-secondary learning through expanded opportunities. Implementing Science, Technology, Engineering, and Mathematics (STEM) opportunities at Intermediate to enhance foundational math skills and increase interest in science and technology in secondary schools.
- Supporting Specialist High Skills Major (SHSM) programming in the skilled trades to increase student completion rates.
- Supporting Student Success Teams in schools to monitor student achievement, close achievement gaps for students, provide appropriate interventions and pathway options to improve credit accumulation by the end of Grade 10.

Student Engagement and Well-Being, 2021-2022

Goal: Improve students' participation in class time and learning

How it is measured:

Percentage of students in Grades 1 to 8 whose individual attendance rate is equal to or greater than 90 percent:

School Board Performance	Provincial Performance
48.1%	52.6%

Percentage of students in Grades 4 to 12 who were suspended at least once:

School Board Performance	Provincial Performance
4.65%	3.32%

Goal: Improve student well-being

How it is measured:

Percentage of Grade 6,9, and 10 students who report being aware of mental health supports and services in order to seek supports for mental health:

School Board Performance	Provincial Performance
Forthcoming	Forthcoming

Actions Our School Board Will Take to Improve

- Creation of YMCA suspension program, with goal of re-engaging students on short-term suspensions, and re-engaging and providing pathway options for students on long-term suspension.

- Attendance Improvement Campaign - Proactive Approaches to Fostering Daily School Attendance. Focus on Tiered Supports to Support Daily Attendance School Attendance Review Team.
- Information shared with staff, students and community around Mental Health Supports available.

Source: As reported by schools through the Ontario School Information System (OnSIS), 2021-2022, and the Education Quality and Accountability Offices (EQAO), 2022-2023.